


Description

- 1-10 metre sensing range
- 34 to 194 cross scanning beams
- Active height of 650 mm to 1800 mm
- Detector length of 850 mm to 2000 mm
- Cable connection
- Automatic sensitivity adjustment
- Weather resistant, slim line (12 x 30 mm) detector housing
- Power, output and signal status indicators
- 12 – 36 V dc supply voltage
- 5 wire, solid state relay output
- Test input



The SG 10 light curtain system consists of a self-contained transmitter detector, SGT and receiver detector, SGR, which are to be positioned opposite of each other. The detectors are housed in a weather resistant, aluminium profile available in a slim line design (12 x 30 mm).

The SGR is supplied with a 12 – 36 V dc power supply with a 5 wire, solid state relay output, with wire selectable light or dark function. The test input in the SGT may be used for either disabling or enabling the transmitting power temporarily for test purposes.

The advanced automatic signal-tracking (AST) feature ensures that no onsite set up or adjustments are required. The signal level of each individual channel is adjusted automatically, which compensates for misalignment and contamination during operation.

Both the transmitter and receiver detectors are protected against reverse polarity of power supplies, control input and output signals. The output is also protected against short circuit and inductive loads.

Technical Data

	46 mm channel spacing		92 mm channel spacing	
	SGT	SGR	SGT	SGR
Supply voltage	12 – 36 V dc			
Current consumption	Max. 100 mA	50 mA	Max. 100 mA	50 mA
Output rating	–	200 mA	–	200 mA
Short circuit protected	–	Yes	–	Yes
Reverse polarity protected	Yes			
Light source	Infrared (880 nm)	–	Infrared (880 nm)	–
Number of channels (diodes per detector)	16, 24, 32 or 40		8, 12, 16 or 20	
Number of cross scanning beams	74, 114, 154 or 194		34, 54, 74 or 94	
Active height	695, 1065, 1430 or 1800 mm		650, 1020, 1385 or 1755 mm	
Channel spacing	Between channel 1 and bottom of housing: 25 mm Between other channels: 46 mm		Between channel 1 and bottom of housing: 25 mm Between other channels: 92 mm	
Distance between beams at pinch point	23 mm		46 mm	
Response time	–	< 165 ms	–	< 85 ms
Power on indicator	Green LED			
Output indicator	–	Yellow LED	–	Yellow LED
System status indicator	–	Red LED	–	Red LED
Connection	5 m fixed cable			
Housing dimensions (w x d)	12 x 30 mm			
Housing material	Aluminium			
Housing colour	Black anodized			
Front cover	Infrared transparent plastic			

Environmental Data

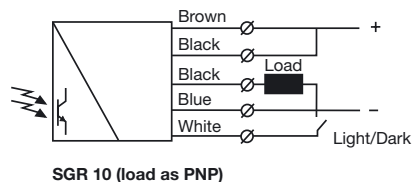
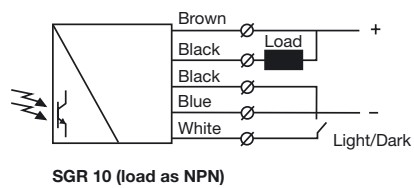
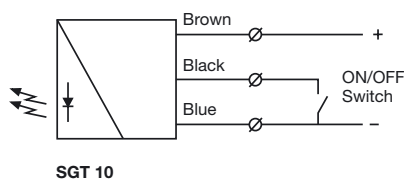
Light immunity @ 5° incidence	> 100 000 lux
Temperature, operation	-20 to +65 °C
Temperature, storage	-40 to +80 °C
Sealing class	IP 67
Approvals	CE

Available Types

	Housing Length	Active Height	Number of Channels	Number of Beams	Beam Spacing	Housing Design		Slim Line	
						Output		Order reference	
Transmitter Detector	850 mm	650 mm	8	34	92 mm	-	-	SGT 10-085-008-B1-C-00-5	
		695 mm	16	74	46 mm			SGT 10-085-016-A1-C-00-5	
	1250 mm	1020 mm	12	54	92 mm			SGT 10-125-012-B1-C-00-5	
		1065 mm	24	114	46 mm			SGT 10-125-024-A1-C-00-5	
	1600 mm	1385 mm	16	74	92 mm			SGT 10-160-016-B1-C-00-5	
		1430 mm	32	154	46 mm			SGT 10-160-032-A1-C-00-5	
2000 mm	1755 mm	20	94	92 mm	SGT 10-200-020-B1-C-00-5				
	1800 mm	40	194	46 mm	SGT 10-200-040-A1-C-00-5				
Receiver Detector	850 mm	650 mm	8	34	92 mm	Solid State Relay	NO/NC	SGR 10-085-008-B1-C-07-5	
		695 mm	16	74	46 mm			SGR 10-085-016-A1-C-07-5	
	1250 mm	1020 mm	12	54	92 mm			SGR 10-125-012-B1-C-07-5	
		1065 mm	24	114	46 mm			SGR 10-125-024-A1-C-07-5	
	1600 mm	1385 mm	16	74	92 mm			SGR 10-160-016-B1-C-07-5	
		1430 mm	32	154	46 mm			SGR 10-160-032-A1-C-07-5	
2000 mm	1755 mm	20	94	92 mm	SGR 10-200-020-B1-C-07-5				
	1800 mm	40	194	46 mm	SGR 10-200-040-A1-C-07-5				

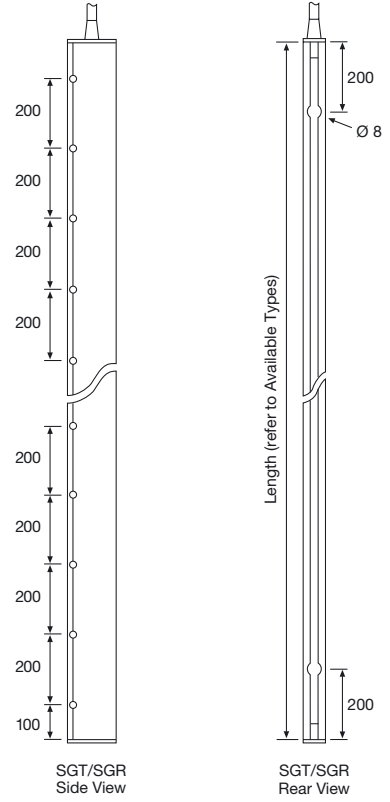
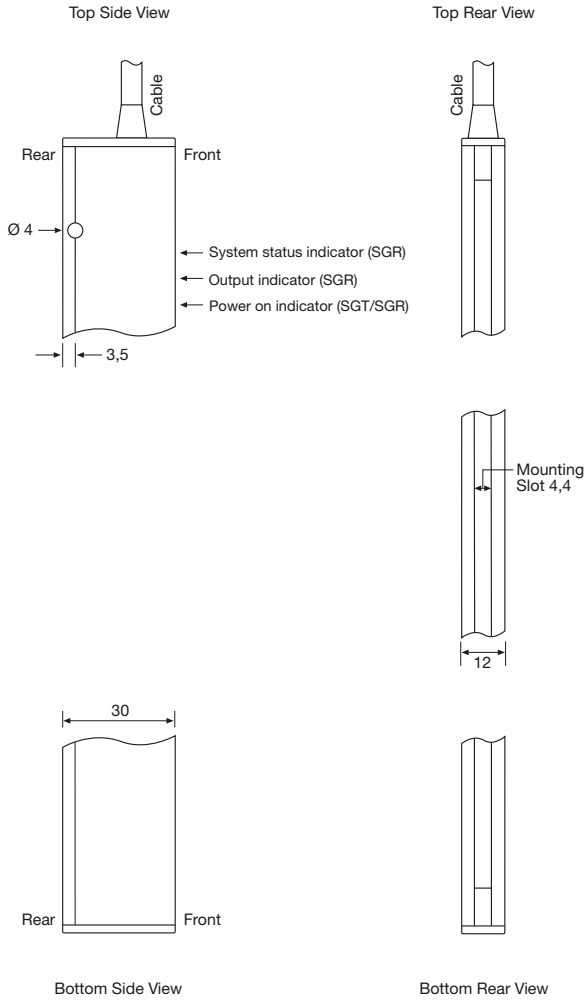
Note: The transmitter SGT and receiver SGR set must have the same number of channels and same beam spacing.

Wiring Diagrams




Dimensions and Descriptions

Details

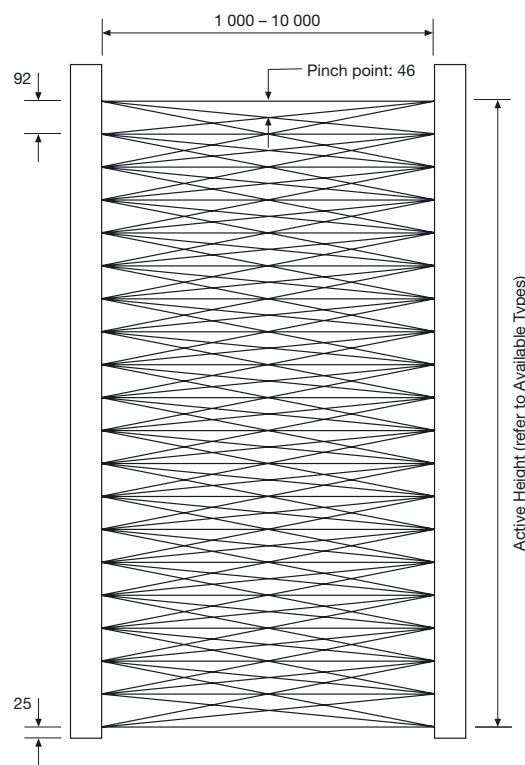


(Units in mm)

Beam Patterns



46 mm beam spacing

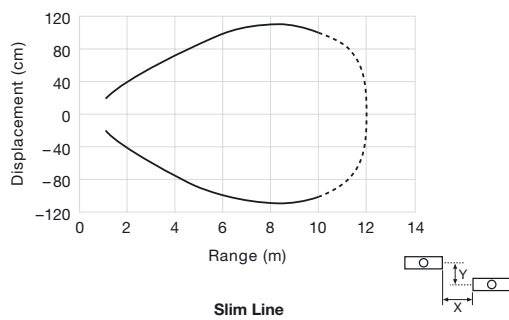


92 mm beam spacing

(Units in mm)

Sensing Characteristics

Parallel Displacement



Slim Line

Telco reserves the right to change specifications without notice.